

# Targha

## Slimline entry panels

The Targha entry panel has set the standard for functionality and style for many years. Easy to install with a classic design, Targha has been the choice of more door entry systems than any other. Available as surface or flush mounted, the very low profile of only 28mm and backlit LED buttons allow the Targha to blend in with any style of building, day or night.

- Backlit LED buttons
- Anodised aluminium construction
- IP54 rated

## VERSIONS



Audio entry panel

Video entry panel

## COMPATIBLE SYSTEMS



MULTI-WIRES



CAT5



# ANSADOR

Ansador Ltd. 4 River Reach, Gartons Way, London. SW11 3SX  
Tel: 020 7228 7777 Fax: 020 7924 2376 Sales@ansador.co.uk

# Components range and accessories

## Entry panels



Audio entry panel



Video entry panel

## Accessories for installation



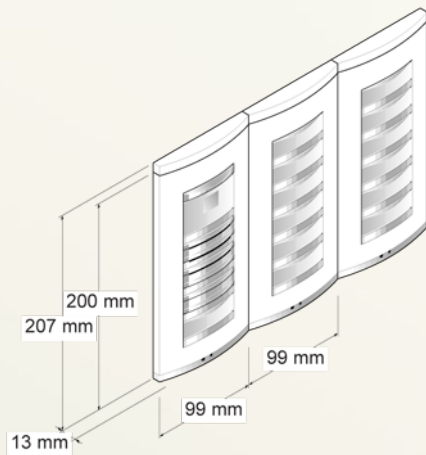
Expansion panels



Surface mount rain cover



HNA coded keypad



1 Button audio panel with HNA coded keypad

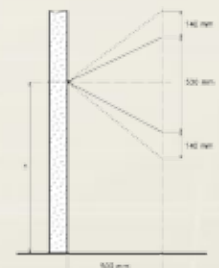
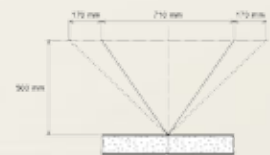


## Perfect in any situation

The sleek design and backlit buttons will suit any application where style, simplicity and reliability are required. Multiple panels can be mounted either side by side or in a column depending on the area available, or clients preference. For added security, the backlit HNA keypad can be added, providing up to 100 four digit user entry codes.

## Camera angle adjustment

The HAV (monochrome) and HAVC (colour) camera units allow for an 11 degree adjustment angle on both vertical and horizontal planes. The standard viewing area is 530mm (v) x 710mm (h) providing an extensive viewing area for visitor recognition. For ease of installation, terminals to connect either traditional co-axial or twisted pair cable are provided to carry the video signal.



## Dimensions

	L (mm)	W (mm)	D (mm)
Surface mounted	207	99	28
Back box dimensions	193	90	51.5